

Carpets & Felt-Back Vinyl Adhesive

3050

PRIMARY

Multi-Purpose

Roberts® 3050 is a low VOC adhesive developed for the installation of carpet and felt-back sheet vinyl. Roberts 3050 is a fast tacking, economical adhesive.

Features:

- Residential to light commercial grade
- Fast tacking
- VOC compliant

Uses: For adhering carpet and felt-back sheet vinyl.

Carpet Backings – Polypropylene (ActionBac®), urethane foam (Enhancer®), polyurethane laminate (LifeSpan®), sponge-rubber, jute, and latex-foam. For backings not listed please contact our Technical Department at (706) 277-5294.

For interior installations only. Do not use this adhesive for pure vinyl or vinyl-backed products.

Substrates: Concrete, APA rated plywood, vinyl composition tile (free of wax), primed gypcrete (refer to ASTM F2419) and terrazzo. Check with the flooring manufacturer for their underlayment recommendations.

Vinyl composition tile must be well bonded and limited to one layer. Do not install a non-porous backed carpet over vinyl composition tile.

Surface Preparation: Subfloors must be structurally sound, dry, smooth, flat, level and free of excess moisture/alkali and all substances (oil, wax, grease, paint, oil based sealers, etc.) that might interfere with the performance of the flooring or its installation.

Ensure the appropriate flatness/smoothness to prevent accelerated wear or “show through” (telegraphing).

All substrate cracks, holes, high spots and irregularities must be adequately repaired to ensure a smooth, finished appearance to prevent show through and accelerated wear. Patching compounds must be suitable for the use application, polymer-modified and applied according to the manufacturer’s instructions.





Expansion or other moving joints must not be filled or covered with flooring. Refer to ASTM F710 Standard Practice for Preparing Concrete Floors.

Wood – Subflooring, such as APA underlayment grade plywood, hardwood, oriented strand board (lightly sanded), or other materials, must be flooring grade and installed to the manufacturer’s specifications with adequate ventilation and moisture protection. Ensure wood substrates have a minimum 18 in. crawl space with adequate ventilation and moisture barrier protection. Cracks, chips and joints must be properly patched or repaired. Refer to ASTM F1482 Standard Practice for Installation and Preparation of Panel Type Underlayments to Receive Resilient Flooring.

Refer to CRI Carpet Installation Standard available at www.carpet-rug.org.

General: Ensure substrate, flooring material and adhesive are fully acclimated prior to installation at the same temperature and humidity level expected during normal use (between 65–95°F with a relative humidity (RH) of no greater than 65%). Refer to flooring manufacturer’s specific recommendations and industry standards.

Materials and area temperature must be between 65–95°F with a maximum RH of 65% for 48 hours before and during installation as well as for 72 hours afterward. Large temperature or humidity increases or decreases can affect the flooring and performance of the installation. Ensure adequate ventilation during flooring installation.

FLOORING TYPE	TROWEL SIZE	ROBERTS ITEM #	COVERAGE
Carpet (polypropylene)	1/8 in. x 1/8 in. x 1/16 in. 	49737 / 10137-12	90–110 sq. ft. per gallon
Carpet (polypropylene)	1/8 in. x 1/8 in. x 1/8 in. 	n/a	65–75 sq. ft. per gallon
Felt-Back Sheet Vinyl	1/16 in. x 1/16 in. x 3/32 in. 	49736 / 10121-12	160–180 sq. ft. per gallon
Felt-Back Sheet Vinyl	1/16 in. x 1/16 in. x 1/16 in. 	10-810 / 10-823 10125	170–190 sq. ft. per gallon

The trowel notches referenced are those typically recommended for the type of flooring being installed. They are normally the minimum size recommended. Surface conditions (roughness and porosity of substrate), type of flooring and backing will ultimately determine the required trowel notch size and coverage.

Flooring manufacturer’s products differ in characteristics and textures. Always check with the specific flooring manufacturer’s recommendations for their specific trowel requirements. Less porous substrates typically require a smaller notched trowel and longer open time than porous substrates. Ensure 100% transfer of adhesive to the substrate and the flooring backing.

Physical Characteristics (70°F, RH 50%):

Open Time: Up to 45 minutes
 Working Time: Up to 65 minutes
 Shelf Life: One year in unopened container
 Product Type: SBR latex
 Moisture Vapor Emissions: 5 lbs. or less (ASTM F1869) /
 80% or less (ASTM F2170)
 pH must not exceed 9.0
 Protect from freezing

Application and Installation: Spread adhesive uniformly. Allow up to 45 minutes of open time before you place your flooring into the adhesive. Adhesive ridges should be of sufficient height to achieve full coverage of the substrate and the deepest recesses in the back of the flooring material.

Within the 65 minute working time, place flooring into the adhesive while the adhesive is still fresh and transfers readily to the flooring backing. The amount of open time and time in which you have time to place the flooring will vary with temperature and humidity. The higher the temperature and the lower the humidity the faster the adhesive will set.

Lift a corner periodically to see if the adhesive is transferring 100% to the back of the flooring. If the adhesive is not transferring to the backing of the underlayment remove adhesive and reapply.

After Installation – Restrict foot traffic and moving of heavy objects for 24 to 48 hours to allow adhesive to cure properly. Premature traffic can cause installation failure.

Clean Up: *Fresh adhesive* – warm soapy water. *Dried adhesive* – use mineral spirits sparingly with a clean, white cotton cloth. **DO NOT POUR CLEANER DIRECTLY ONTO FLOORING.**

Refer to material safety data sheet, www.robertsconsolidated.com and industry standards prior to installation for additional information. For installation questions that are not covered in this document please contact our Technical Services Department at (706) 277-5294.



Limited Warranty: Buyer assumes all risk of use, handling and storage of product not in strict accordance with the label, printed literature and industry standards. **This limited warranty excludes all other express or implied warranties including the warranties of merchantability or fitness for a particular use or purpose.** Any implied warranties arising by operation of law are limited to one year. Roberts will not be liable for any incidental or consequential damages. Some states do not allow these limitations or exclusions, therefore they may not apply. This warranty gives you specific legal rights and you may also have other rights which vary from state to state.

Available Size:

SIZE	PRODUCT #	UPC
4 Gallon	3050-4	075378305040

WARNING: EXISTING FLOORING AND ADHESIVES MAY CONTAIN ASBESTOS. Unless you have confirmation that the existing flooring system is not asbestos containing, do not sand, dry sweep, dry scrape, abrade, drill, saw, bead blast, mechanically chip or pulverize existing flooring or adhesive without taking all appropriate precautions. Refer to local, state and federal guidelines for treatment and removal of these products. You may also refer to the Resilient Floor Covering Institute’s “Recommended Work Practices for Removal of Resilient Floor Coverings.”

EXISTING PAINT MAY CONTAIN LEAD. Unless you have confirmation that the existing paint is not lead containing, do not sand, dry sweep, dry scrape, abrade, drill, saw, bead blast, mechanically chip or pulverize existing paint without taking all appropriate precautions. Refer to local, state and federal guidelines for treatment and removal of lead containing paint. You may also refer to www.epa.gov/lead.